



**District Report Card: 2017**


<b>State:</b> Puducherry	<b>District:</b> Mahe
<b>Class:</b> 3	<b>Subject:</b> Language
<b>Schools:</b> 10	<b>Students:</b> 210


**Participation/Coverage**


**Students**

 GENDER	Boys		Girls	
	Number	%	Number	%
	102	48.57	108	51.43

 AREA	Rural		Urban	
	Number	%	Number	%
	0	0.00	210	100.00

 CATEGORY	SC		ST		OBC		GEN	
	Number	%	Number	%	Number	%	Number	%
	0	0.00	0	0.00	199	94.76	11	5.24

 CWSN	LD	VI	HI	S&LD	ID	Oth
	2	0	1	0	0	0

 Management	Government		Government-aided	
	Number	%	Number	%
	210	100.00	0	0.00

**Average Performance of Students in Language (%)**

Overall	Gender		Area		Management		Social Group			
	Male	Female	Rural	Urban	Govt.	Aided	SC	ST	OBC	GEN
57.59	53.99	60.99	0.00	57.59	57.59	0.00	0.00	0.00	56.55	76.36

### Performance on Learning Outcomes (LOs)

Learning Outcomes	Description	Average Performance(%)
L304	Reads small texts with comprehension i.e., identifies main ideas, details, sequence and draws conclusions	58.38
L312	Reads printed scripts on the classroom walls: poems, posters, charts etc.	56.00

Range of Performance of Students who Answered Correctly							
Below 30%		30% - 50%		50% - 75%		Above 75%	
Number	%	Number	%	Number	%	Number	%
14	6.67	62	29.52	101	48.10	33	15.71

### Lowest Performing Learning Outcomes (LOs)

1 - Reads printed scripts on the classroom walls: poems, posters, charts etc. (56.00)

2 - Reads small texts with comprehension i.e., identifies main ideas, details, sequence and draws conclusions (58.38)